

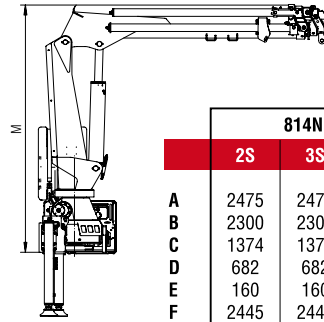
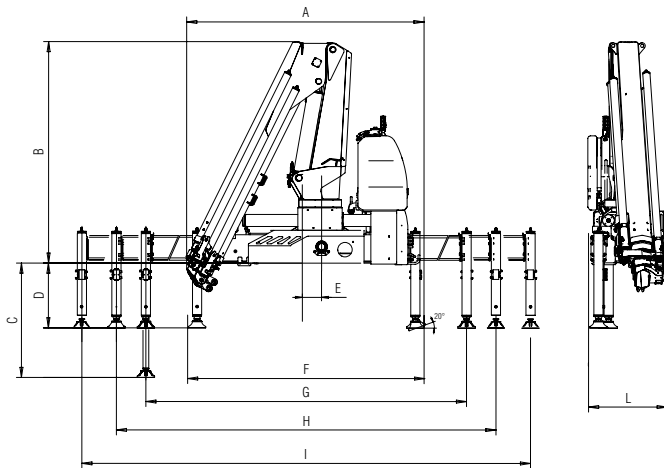
New Generation
814NG T
818NG T



AMCO  **VEBA**
A HYVA GROUP COMPANY

New Generation

Technical data NG T



| | 814NG T | | | 818NG T | | |
|---|---------|------|------|---------|------|------|
| | 2S | 3S | 4S | 2S | 3S | 4S |
| A | 2475 | 2475 | 2475 | 2485 | 2485 | 2485 |
| B | 2300 | 2300 | 2300 | 2300 | 2300 | 2300 |
| C | 1374 | 1374 | 1374 | 1355 | 1355 | 1355 |
| D | 682 | 682 | 682 | 673 | 673 | 673 |
| E | 160 | 160 | 160 | 160 | 160 | 160 |
| F | 2445 | 2445 | 2445 | 2470 | 2470 | 2470 |
| G | 4200 | 4200 | 4200 | 4225 | 4225 | 4225 |
| H | 5400 | 5400 | 5400 | 5425 | 5425 | 5425 |
| I | 6600 | 6600 | 6600 | 6625 | 6625 | 6625 |
| L | 830 | 830 | 830 | 840 | 840 | 840 |
| M | 2620 | 2620 | 2620 | 2620 | 2620 | 2620 |

814NG T 2S

| | | | | |
|----|-------|------|------|------|
| kg | 13120 | 5085 | 2940 | 2060 |
| m | 1,00* | 2,58 | 4,38 | 6,18 |

814NG T 3S

| | | | | | |
|----|-------|------|------|------|------|
| kg | 12970 | 4875 | 2800 | 1940 | 1460 |
| m | 1,00* | 2,66 | 4,46 | 6,26 | 8,24 |

814NG T 4S

| | | | | | | |
|----|-------|------|------|------|------|-------|
| kg | 12810 | 4675 | 2675 | 1835 | 1360 | 1080 |
| m | 1,00* | 2,74 | 4,54 | 6,34 | 8,32 | 10,30 |

818NG T 2S

| | | | | |
|----|-------|------|------|------|
| kg | 16430 | 6370 | 3695 | 2600 |
| m | 1,00* | 2,58 | 4,38 | 6,18 |

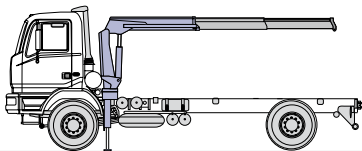
818NG T 3S

| | | | | | |
|----|-------|------|------|------|------|
| kg | 16270 | 6115 | 3535 | 2470 | 1855 |
| m | 1,00* | 2,66 | 4,46 | 6,26 | 8,24 |

818NG T 4S

| | | | | | | |
|----|-------|------|------|------|------|-------|
| kg | 15970 | 5830 | 3365 | 2325 | 1725 | 1380 |
| m | 1,00* | 2,74 | 4,54 | 6,34 | 8,32 | 10,30 |

*) theoretical lifting capacity



Recommended truck **814NG T** - M.T.T. ton 12 - G.V.W. ton 12
818NG T - M.T.T. ton 15 - G.V.W. ton 15

Standard

- Cross controls
- Load limit device
- Flanged valves
- Designed in accordance with EN12999
- Design class: HC1-HD4
- Oil tank
- Manually extendable stabilizers
- Internal stabilizer pipes
- Fixed stabilizer cylinders
- Swivel stabilizer foot
- Centralized greasing system
- SDD Smooth Descent Drive
- 3XL Crane control system (CE)

| | Lift Moment | Slewing Angle | Working pressure | Oil tank capacity | Oil flow | Max Vertical Reach (Hydr) | Crane weight without stabilizers |
|----------------|-------------|---------------|------------------|-------------------|----------|---------------------------|----------------------------------|
| | tm | ° | bar | l | l/min | m | kg |
| 814NG T | | | | | | | |
| 2S | 13,1 | 425 | 285 | 130 | 30 | 9,8 | 1285 |
| 3S | - | 425 | 285 | 130 | 30 | 11,8 | 1385 |
| 4S | - | 425 | 285 | 130 | 30 | 13,8 | 1480 |
| 818NG T | | | | | | | |
| 2S | 16,4 | 425 | 290 | 130 | 40 | 9,8 | 1370 |
| 3S | - | 425 | 290 | 130 | 40 | 11,8 | 1485 |
| 4S | - | 425 | 290 | 130 | 40 | 13,8 | 1575 |

AMCO **VEBA**
 A HYVA GROUP COMPANY

H.C.E. s.r.l. unico socio
 Via Einstein, 4
 42028 Poggio (RE) Italy
 Tel. +39 0522 40.80.11
 Fax +39 0522 40.80.80
 info@amcoveba.it
 commerciale@amcoveba.it
 www.amcoveba.com



Dealer